


## 26 - Destroyer

Qualification Run			Round: 1						
Entry	W/L	Run#	Driver Name	Index	RT	60Ft	Speed	ET	Vehicle Info
D444	W	25		0.00	0.062	1.397	135.21	9.588	
D38	L	26		0.00	0.036	1.394	135.91	9.732	
D6666	W	27		0.00	0.062	1.371	140.22	9.343	
D70	L	28		0.00	0.028	1.432	129.50	9.995	
D150	L	29		0.00	-0.017	1.386	134.83	9.566	
D15	W	30		0.00	0.069	1.376	130.56	9.532	
BYE	D2	31		0.00	0.000	0.000	0.00	0.000	
D13	W	32		0.00	0.066	1.373	141.35	9.263	

Qualification Run			Round: 2						
Entry	W/L	Run#	Driver Name	Index	RT	60Ft	Speed	ET	Vehicle Info
D38	W	161		0.00	0.062	1.367	138.47	9.450	
D666	L	162		0.00	-0.019	1.355	140.07	9.340	
D150	W	163		0.00	-0.155	1.460	135.60	9.696	
D144	L	164		0.00	-0.400	1.396	138.96	9.575	
D15	W	165		0.00	0.076	1.557	138.55	9.729	
BYE	D2	166		0.00	0.000	0.000	0.00	0.000	
D13	W	167		0.00	0.047	1.370	140.77	9.405	
D70	L	168		0.00	0.027	1.425	130.45	10.000	



## 26 - Destroyer

6/23/2013 1:24:43 PM

Order For Qualifying after 2nd Round

7 Entries

Qualifying on 6/23/2013

Psn	Entry #	Rnd	Driver	Vehicle	ET	Speed
1.	D13	1			9.26307	141.35
2.	D666	2			9.34030	140.07
3.	D38	2			9.45009	138.47
4.	D15	1			9.53241	130.56
5.	D150	0			9.566 134.83	<del>0.00000</del> <del>-0.00</del>
6.	D144	2			9.57503	138.96
7.	D70	1			9.99502	129.50

# PORTA TREE TIMING SYSTEMS

## 22 - OUTLAW 11


*Destroyer*

Elimination Run			Round: 1						
Entry	W/L	Run#	Driver Name	Index	RT	60Ft	Speed	ET	Vehicle Info
D6666	W	349		0.00	0.066	1.352	115.68	5.877	
D38	L	350		0.00	0.055	1.381	114.21	5.958	
D15	L	351		0.00	2.243	0.000	0.76	64.999	
D13	W	352		0.00	1.620	0.000	0.76	64.999	
A	W	353		0.00	0.763	0.000	0.76	64.999	
BYE	D2	354		0.00	0.000	0.000	0.76	64.999	
D13A	L	355		0.00	0.065	1.377	115.68	5.927	
D15A	W	356		0.00	0.036	1.394	116.88	5.937	
Elimination Run			Round: 2						
D6666	W	399		0.00	0.065	1.356	115.38	5.883	
D13	L	400		0.00	0.033	1.377	116.58	5.926	
Elimination Run			Round: 3						
1	L	453		0.00	0.118	1.207	173.75	4.780	
1X	W	454		0.00	0.088	1.108	174.42	4.362	

*Top Fuel*

# 7 Entries Cat: 26 - Destroyer






## 24 - Top Fuel Bike

Qualification Run			Round: 1						
Entry	W/L	Run#	Driver Name	Index	RT	60Ft	Speed	ET	Vehicle Info
1	W	33		0.00	0.072	1.107	191.49	4.338	3
BYE	D2	34		0.00	0.000	0.000	0.00	0.000	
BYE	D2	35		0.00	0.000	0.000	0.00	0.000	
501	W	36		0.00	0.103	1.216	128.94	5.146	1
BYE	D2	37		0.00	0.000	0.000	0.00	0.000	
1X	W	38		0.00	0.104	1.121	164.84	4.514	2

Qualification Run			Round: 2						
Entry	W/L	Run#	Driver Name	Index	RT	60Ft	Speed	ET	Vehicle Info
1X	W	169		0.00	0.086	1.140	153.06	4.688	2
BYE	D2	170		0.00	0.000	0.000	0.00	0.000	
501	W	171		0.00	0.099	1.218	90.73	5.897	1
BYE	D2	172		0.00	0.000	0.000	0.00	0.000	
BYE	D2	173		0.00	0.000	0.000	0.00	0.000	
1	W	174		0.00	0.063	1.088	169.81	4.295	3

1 6  
 1X 4  
 501 2



## 24 - Top Fuel Bike


6/23/2013 1:15:30 PM

Order For Qualifying after 2nd Round

3 Entries

Qualifying on 6/23/2013

Psn	Entry #	Rnd	Driver	Vehicle	ET	Speed
1.	1	2			4.29540	169.81
2.	1X	1			4.51421	164.84
3.	501	1			5.14648	128.94



## 24 - Top Fuel Bike

Qualification Run			Round: 1						
Entry	W/L	Run#	Driver Name	Index	RT	60Ft	Speed	ET	Vehicle Info
1	W	33		0.00	0.072	1.107	191.49	4.338	
BYE	D2	34		0.00	0.000	0.000	0.00	0.000	
BYE	D2	35		0.00	0.000	0.000	0.00	0.000	
501	W	36		0.00	0.103	1.216	128.94	5.146	
BYE	D2	37		0.00	0.000	0.000	0.00	0.000	
1X	W	38		0.00	0.104	1.121	164.84	4.514	
Qualification Run			Round: 2						
1X	W	169		0.00	0.086	1.140	153.06	4.688	
BYE	D2	170		0.00	0.000	0.000	0.00	0.000	
501	W	171		0.00	0.099	1.218	90.73	5.897	
BYE	D2	172		0.00	0.000	0.000	0.00	0.000	
BYE	D2	173		0.00	0.000	0.000	0.00	0.000	
1	W	174		0.00	0.063	1.088	169.81	4.295	
Elimination Run			Round: 1						
TF501	L	357		0.00	0.100	1.278	32.07	12.063	
TF1	W	358		0.00	0.087	1.155	135.54	4.665	
BYE	D2	359		0.00	0.000	0.000	0.00	0.000	
TF1A	W	360		0.00	0.168	1.209	156.25	4.767	

# 3 Entries Cat: 24 - Top Fuel Bike

